


MBS32



MBS32 HG
High Interruption



MBS32 SG
Standard Interruption

Thermal and magnetic protection

Features

- Standard (22kA) & High Interruption Version (50kA) (up to 100kA IC for units to 13Amps)
- Current Range 0.1 - 32Amp
- Thermal and Magnetic Protection
- Standard and High Breaking Capacity
- Visible Trip Condition (ON-OFF-Tripped)
- Common Accessories for both MBS32 / MBS63
- Rocker and Rotary Handle Operators
- Ambient Temperature Compensation (-20°C — +60°C) (-4°F — +140°F)
- Single Phase Sensitivity
- 35mm Din Rail or Screw Mount

Standards / Approvals



Certified Test Lab Approvals
UL508 and 508E
IEC 60947-1, 60947-2, 60947-4-1
DIN VDE 0600T 100/101/102
Shipboard approvals (on request)

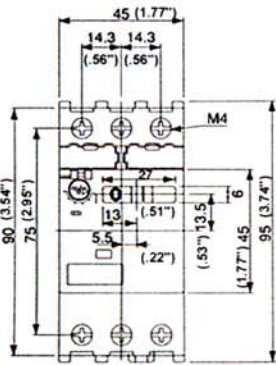
Type 2 coordination per IEC
947-4-1 when used with Type LS or
LSK Series Contactors

Technical performances

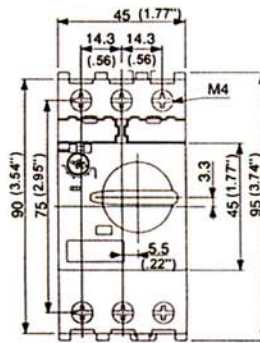
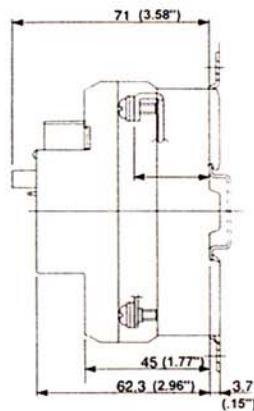
Range

- | | |
|---|---------------|
| • Rated current adjustable | 0.1-32A |
| • Rated operational current | 0.1-32A |
| • Utilization category | |
| IEC 60947-2 (Circuit Breaker) | |
| IEC 60947-4-1 (MMS) | |
| • Tripping Class 10 Overload | |
| • Magnetic release - -13x max amp setting | |
| • Mechanical/electrical endurance | 100,000 oper. |

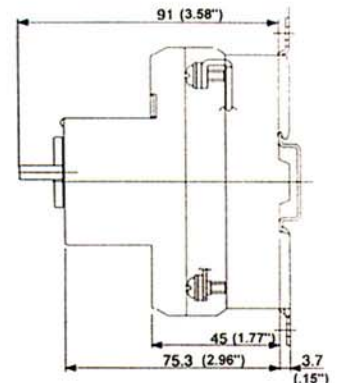
Dimensions (MBS32) Series



(MBS32 SG)



(MBS32 HG)



Dimensions (Approx.)
MM (inches)

Rocker Lever Operation, "Standard Interruption", 1^{3/4}" 45mm Width
MBS32 SG 22kA Interruption Capacity (480V)

Key Features:

- Clear Indication of Operator Position
- Padlockable OFF Operator
- Variety of Auxiliaries to fit all models
- Easy DIN RAIL Mount
- Trip Test Function

MBS32

SELECTION & PRICING

FLA Adjustment Range ①	Three Phase HP				Single Phase HP		Instantaneous Short Circuit Release Amps	Catalog No.	Open List Price \$	Enclosed -S4 ② List \$
	200-208V	220-240V	440-480V	575-600V	115V	230V				
0.1-0.16	-	-	-	-	-	-	2.1	MBS32 SG 001	89	119
0.16-0.25	-	-	-	-	-	-	3.3	MBS32 SG 002	89	119
0.25-0.4	-	-	-	-	-	-	5.2	MBS32 SG 004	89	119
0.4-0.63	-	-	-	-	-	-	8.2	MBS32 SG 006	89	119
0.63-1.0	-	-	1/2	1/2	-	-	13	MBS32 SG 010	98	128
1-1.6	1/4	1/3	3/4	3/4	-	1/10	20.8	MBS32 SG 016	98	128
1.6-2.5	1/2	1/2	1	1 ^{1/2}	-	1/6	32.5	MBS32 SG 025	98	128
2.5-4	3/4	3/4	2	3	1/8	1/3	52	MBS32 SG 040	98	128
4-6.3	1	1 ^{1/2}	3	5	1/4	1/2	81.9	MBS32 SG 063	98	128
6.3-10	2	3	5	7 ^{1/2}	1/2	1 ^{1/2}	130	MBS32 SG 100	98	128
9-13	3	3	7 ^{1/2}	10	1/2	2	169	MBS32 SG 130	121	151
11-16	3	5	10	10	1	2	208	MBS32 SG 160	121	151
14-20	5	5	10	15	1 ^{1/2}	3	260	MBS32 SG 200	121	151
19-25	7 ^{1/2}	7 ^{1/2}	15	20	2	3	325	MBS32 SG 250	132	162
24-32	10	10	20	30	2	5	416	MBS32 SG 320	140	170



MBS32 SG
Standard Interruption
Rocker Operation



OPTION

Consider MBS25 option for pushbutton operation. MBS25 is designed with smaller size and **LOWER QUANTITY PRICING.**

(See page MBS-19 for lower cost MBS25)

Enclosures for above see page 14

② To include type IP55 (S4) enclosure, add -S4 to above part number
IP55 is DUST TIGHT / WATER TIGHT.
Typical Enclosed Catalog Number: MBS32 SG 025-S4

Rotary Operation, "High Interruption", 1^{3/4}" 45mm Width
MBS32 HG 50kA Interruption Capacity (480V)

FLA Adjustment Range ①	Three Phase HP ①				Single Phase HP		Instantaneous Short Circuit Release Amps	Catalog No.	Open List Price \$	Nema 1/3R Enclosed -3R ③ \$
	200-208V	220-240V	440-480V	575-600V	115V	230V				
0.1-0.16	-	-	-	-	-	-	2.1	MBS32 HG 001	92	205
0.16-0.25	-	-	-	-	-	-	3.3	MBS32 HG 002	92	205
0.25-0.4	-	-	-	-	-	-	5.2	MBS32 HG 004	92	205
0.4-0.63	-	-	-	-	-	-	8.2	MBS32 HG 006	92	205
0.63-1.0	-	-	1/2	1/2	-	-	13	MBS32 HG 010	101	214
1-1.6	1/4	1/3	3/4	3/4	-	1/10	20.8	MBS32 HG 016	101	214
1.6-2.5	1/2	1/2	1	1 ^{1/2}	-	1/6	32.5	MBS32 HG 025	101	214
2.5-4	3/4	3/4	2	3	1/8	1/3	52	MBS32 HG 040	101	214
4-6.3	1	1 ^{1/2}	3	5	1/4	1/2	81.9	MBS32 HG 063	101	214
6.3-10	2	3	5	7 ^{1/2}	1/2	1 ^{1/2}	130	MBS32 HG 100	101	214
9-13	3	3	7 ^{1/2}	10	1/2	2	169	MBS32 HG 130	124	237
11-16	3	5	10	10	1	2	208	MBS32 HG 160	124	237
14-20	5	5	10	15	1 ^{1/2}	3	260	MBS32 HG 200	124	237
19-25	7 ^{1/2}	7 ^{1/2}	15	20	2	3	325	MBS32 HG 250	135	248
24-32	10	10	20	30	2	5	416	MBS32 HG 320	143	256



MBS32 HG
High Interruption
Rotary Operation

① Selection of the controller depends on the actual motor full load current and service factor. For motors with service factor of 1.15 or greater, use motor full load current to select the approximate current range. For motors with a service factor less than 1.15, multiply the normal full load current by .9 for the current setting.

② Single phase applications require all three overload legs to be energized for proper operation. Use separate conductor to connect terminal T2 to L3. Connect power to L1 and L2 and apply load between T1 and T3.

③ Enclosed unit includes safety door interlock & external operator.