

## FLAT CABLE

- 26 AWG Silver Satin (SV) or Black (BK)
- Unshielded Cable

<u>DC-W4-500BK</u>	<u>DC-W4-100</u>
<u>DC-W6-500BK</u>	<u>DC-W6-100</u>
<u>DC-W8-500BK</u>	<u>DC-W8-100</u>
<u>DC-W4-1000BK</u>	<u>DC-W4-500</u>
<u>DC-W6-1000BK</u>	<u>DC-W6-500</u>
<u>DC-W8-1000BK</u>	<u>DC-W8-500</u>
<u>DC-W4-50</u>	<u>DC-W10-500</u>
<u>DC-W6-50</u>	<u>DC-W4-1000</u>
<u>DC-W8-50</u>	<u>DC-W6-1000</u>
<u>DC-W4-75</u>	<u>DC-W8-1000</u>
	<u>DC-W10-1000</u>

- 26 AWG Silver Satin (SV)
- Unshielded Cable

<u>DC-W4-500UL</u>
<u>DC-W4-1000UL</u>
<u>DC-W6-500UL</u>
<u>DC-W6-1000UL</u>
<u>DC-W8-500UL</u>
<u>DC-W8-1000UL</u>



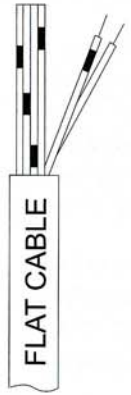
- 26 AWG Ivory (IV) or White (WH)
- Unshielded Cable

<u>DC-W4-1000IV-UL</u>
<u>DC-W4-1000WH-UL</u>
<u>DC-W6-1000WH-UL</u>

### Econo Type

- 28 AWG Silver
- TELE WIRE, 1000ft Roll

### DC-W8-1K



DC-W8-100

## TWISTED PAIR CABLE

- Unshielded Twisted Pair Cables
- Silver Satin (SV) or Black (BK) Stranded

<u>DC-WT6-(LL)-SV-24UL</u>
<u>DC-WT8-(LL)-SV-24UL</u>



### 24 AWG Silver

<u>DC-WT6-(LL)-SV-24</u>
--------------------------

### 24AWG Gray, 4 Conductor Solid

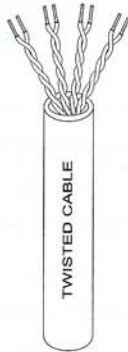
<u>DC-WST4-100024GR</u>
-------------------------

### 26 AWG Silver

<u>DC-WT2-1000</u>
<u>DC-WT4-1000</u>
<u>DC-WT6-(LL)</u>
<u>DC-WT8-(LL)</u>
<u>DC-WT10-(LL)</u>



DC-WT4-1000



Available Footage (LL): 500, 1000 Roll.

### 24 AWG Black

<u>DC-WT4-(LL)-BK-24</u>
<u>DC-WT6-(LL)-BK-24</u>

<u>DC-WT4-(LL)-BK-24UL</u>
<u>DC-WT6-(LL)-BK-24UL</u>
<u>DC-WT8-(LL)-BK-24UL</u>

## SHIELDED CAT 5E



All cables are made to **ISO 9000 Standard** (European Shielded Standard). Stranded with 26 AWG twisted pair conductors. Solid with 24 AWG twisted pair conductors. Verified to EIA/TIA 568B.2 category 5e. Package in 1000ft Reelbox.

**DCS-5E8(CC)1000L** Solid

CC: BL, GR, YW.

**Note: Use Modular Plug PTS-03E88RG-50UL**

**DCS-5E8(CC)1000** Stranded

CC: BK, BL, GN, GR, OR, RD, VL, WH, YW.



## BULK COAX CABLE

- RG-58, 500 ft roll

**RG-58AU-500** Stranded Center Conductor

**RG-58U-500** Solid Center Conductor



## BNC COLOR CODED BOOTS

- For RG-58A & 59 Strain Relief.

<u>BTS-58-(CC)</u>
<u>BTS-59-(CC)</u>



CC: BK, BL, GN, GR, RD, WH, YW.

## COAX PLUG COLOR BAND

- For BNC and TNC Only.

**CCB-(CC)**



CC: BK, BL, GN, OR, RD, WH, YW.

(CC) Color Abbreviation Chart	Beige (BG)	Black (BK)	Blue (BL)	Green (GN)	Gray (GR)	Ivory (IV)	Lime Green (LG)	Orange (OR)	Powder Blue (PB)	Pink (PK)	Red (RD)	Translucent Clear (TC)	Teal (TL)	Violet (VL)	Yellow (YW)	White (WH)
-------------------------------------	---------------	---------------	--------------	---------------	--------------	---------------	-----------------------	----------------	------------------------	--------------	-------------	------------------------------	--------------	----------------	----------------	---------------

## TWO PIECE STANDARD

### Nevada Western Compatible Color Code

AD-9FT4-G2  
AD-9MT4-G2  
AD-9FT6-G2  
AD-9MT6-G2  
AD-9FT6-G2D  
AD-9MT6-G2D

DB 9  
GRAY

AD-9FT4-B2  
AD-9MT4-B2  
AD-9FT6-B2  
AD-9MT6-B2

DB 9  
BLUE

AD-9FT4-BK2  
AD-9MT4-BK2  
AD-9FT6-BK2  
AD-9MT6-BK2

DB 9  
BLACK

AD-15FT4-BK2  
AD-15MT4-BK2  
AD-15FT6-BK2  
AD-15MT6-BK2

DB 15  
BLACK

AD-25FT4-G2  
AD-25MT4-G2  
AD-25FT6-G2  
AD-25MT6-G2  
AD-25FT6-G2D  
AD-25MT6-G2D

DB 25  
GRAY

AD-25FT4-B2  
AD-25MT4-B2  
AD-25FT6-B2  
AD-25MT6-B2

DB 25  
BLUE

### AT & T Compatible Color Code RJ 45 Jack with Key

AD-9FT8-BK2-L  
AD-9MT8-BK2-L

BLACK  
LONG BODY

AD-9FT8-B2  
AD-9MT8-B2

DB 9  
BLUE

AD-9FT8-BK2  
AD-9MT8-BK2

BLACK

AD-9FT8-BKT2  
AD-9MT8-BKT2

BLACK  
With THUMB  
SCREW

AD-9FT8-G2  
AD-9MT8-G2

DB 9  
GRAY

AD-25FT8-BK2  
AD-25MT8-BK2

BLACK

AD-25FT8x2-G  
AD-25MT8x2-G

DB 25  
GRAY

AD-15HFT8-G2  
AD-15HMT8-G2

HiDen 15  
GRAY

AD-15FT8-BK2  
AD-15MT8-BK2

BLACK

AD-25FT8-G2  
AD-25MT8-G2

GRAY

AD-25FT8-B2  
AD-25MT8-B2

BLUE

AD-25FT8-N2  
AD-25MT8-N2

METALIZED  
HOOD

AD-25FT8-BKT2  
AD-25MT8-BKT2

BLACK  
With THUMB  
SCREW




AD-9FT8-BK2-L



AD-9FT8-BKT2



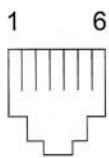
AD-25FT8-8x2-G



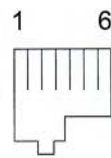
AD-15HMT8-G2

## PIN NUMBERING

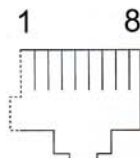
- 6P6C pins are usually numbered 1 thru 6.
- If a 6 pin jack has only 4 conductors, pins are numbered 2 thru 5.
- Some 8p8c jacks have an optional notch on the side to match 8p8c data plugs.
- 10 conductor plugs, the size of 8p8c plugs with 2 extra contacts, have pins numbered 0 thru 9.



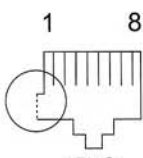
6P6C



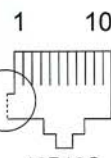
6P6C DEC



Front View

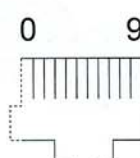


8P8C



10P10C

Optional Key Notch Circled



Front View

## WIRING COLOR CODES



### USOC (Uniform Service Ordering Code) Color Codes

Pin #	Color	
	6P4C	6P6P
1	-- --	White
2	Black	Black
3	Red	Red
4	Green	Green
5	Yellow	Yellow
6	-- --	Blue

### AT&T (Weco) Color Codes

8P8C			
Pin #	Color	Pin #	Color
1	Blue	5	Green
2	Orange	6	Yellow
3	Black	7	Brown
4	Red	8	White

### NW (Nevada Western) Color Codes

Pin #	Color	
	6P4C	6P6P
1	-- --	Blue
2	Yellow	Yellow
3	Green	Green
4	Red	Red
5	Black	Black
6	-- --	White

### 10P10C Code

10P10C			
Pin #	Color	Pin #	Color
0	Purple	5	Green
1	Blue	6	Yellow
2	Orange	7	Brown
3	Black	8	White
4	Red	9	Gray

## ONE PIECE STANDARD

### Nevada Western Compatible Color Code

AD-9MT4-G1  
AD-9FT6-G1  
AD-9MT6-G1  
AD-9FT6-G1D  
AD-9MT6-G1D

DB 9  
GRAY

AD-9FT6-BK1  
AD-9MT6-BK1

DB 9  
BLACK

AD-15FT4-G1  
AD-15MT4-G1  
AD-15FT6-G1  
AD-15MT6-G1

DB 15  
GRAY

AD-15FT6-G1D  
AD-15MT6-G1D

DEC  
Type Jack

### 10P10C

AD-9FT10-G1  
AD-9MT10-G1  
AD-25FT10-G1  
AD-25MT10-G1

GRAY

AD-25FT6-G1  
AD-25MT6-G1  
AD-25FT6-G1D  
AD-25MT6-G1D

DB 25  
GRAY

AD-25FT6-B1  
AD-25MT6-B1

DB 25  
BLUE

AD-25FT4-BK1  
AD-25MT4-BK1  
AD-25FT6-BK1  
AD-25MT6-BK1

DB 25  
BLACK

AD-9FT10K-G1  
AD-9MT10K-G1  
AD-25FT10K-G1  
AD-25MT10K-G1

GRAY  
KEYED

### AT & T Compatible Color Code

AD-9FT8-G1  
AD-9MT8-G1

DB 9  
GRAY

AD-15FT8-BK1  
AD-15MT8-BK1

DB 15  
BLACK

AD-15FT8-G1  
AD-15MT8-G1

DB 15  
GRAY

AD-25FT8-G1  
AD-25MT8-G1  
AD-25FT8K-G1  
AD-25MT8K-G1

DB 25  
GRAY

AD-25FT8-BK1  
AD-25MT8-BK1

DB 25  
BLACK

### USOC Compatible Color Code

AT1-G9F4  
AT1-G9M4  
AT1-G9F6  
AT1-G9M6

DB 9  
GRAY

AT1-G9F6DEC  
AT1-G9M6DEC

DEC  
Type Jack

AT1-G15F4  
AT1-G15M4  
AT1-G15F6  
AT1-G15M6


DB 15  
GRAY

AT1-G25F4  
AT1-G25M4  
AT1-G25F6  
AT1-G25M6

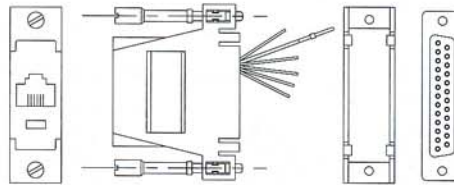
DB 25  
GRAY

AT1-G25F6DEC  
AT1-G25M6DEC

DEC  
Type Jack



AD-15MT6-G1D



AD-25FT6-G1

### NOMENCLATURE

9	DB9
15	DB15
25	DB25
T4 or 4	RJ11, 4C Jack
T6 or 6	RJ11, 6C Jack
D	DEC Type
T8(K)	RJ45, 8C (W/Key)
T10(K)	10C (W/Key)
G	GRAY
B	BLUE
BK	BLACK

## DELUXE

- Molded Thumbscrews
- Different Color Options
- UL Listed
- Individually Packaged with Headers


### NW Code

ADM-9F6-GR  
ADM-9M6-GR  
ADM-25F6-(CC)  
ADM-25M6-(CC)



### AT & T Code

ADM-9F8-(CC)  
ADM-9M8-(CC)  
ADM-15F8-BK  
ADM-15M8-BK  
ADM-25F8-(CC)  
ADM-25M8-(CC)




ADM-9M8-GN

## ECONOMY

- Order in Lots of 100 only
- Thumbscrew and Plastic
- Gray Hoods

### USOC Code

AD-2506M-G1  
AD-2506F-G1



AD-2506M-G1

(CC) Color Chart	Black (BK)	Blue (BL)	Green (GN)	Gray (GR)	Red (RD)
---------------------	---------------	--------------	---------------	--------------	-------------

## 2 Prong Stranded Flat Cable Plugs

### Standard

PT-044	HANDSET
PT-064	RJ 11 6P4C
PT-066	RJ 11 6P6C
PT-066DEC	6P6C DEC
PT-088	RJ 45 8P8C
PT-1010	10P10C
PT-1010K	10P10C, KEYED
PT-1010RS	10P10C

### 50 "μ" Gold Plate


PT-044/50UL
PT-064/50UL
PT-066/50UL
PT-066DEC/50UL
PT-088/50UL
PT-088K/50UL

### UK Modular Plug

PT-066UKBK50
PT-066UKWH50



PT-044R Type



## 2 Prong Round Cable Plugs

For Twisted Pair Stranded, Round Cables

### 50 "μ" Gold Plate

PT-044R/50UL
PT-064R/50UL
PT-066R/50UL
PT-088R/50UL
PT-088KR/50UL

### Standard

PT-044R	HANDSET
PT-064R	RJ 11 6P4C
PT-066R	RJ 11 6P6C
PT-088R	RJ 45 8P8C
PT-088KR	RJ 45 8P8C, KEYED



PT-066R

### PT-066L/50UL



For Solid Conductor Round Cables

### 50 "μ" Gold Plate

PT-064RS/50UL
PT-066RS/50UL
PT-088RS/50UL
PT-088KRS/50UL
PT-066DRS/50UL

### Standard

PT-064RS	RJ 11 6P4C
PT-066RS	RJ 11 6P6C
PT-088RS	RJ 45 8P8C
PT-0A88RS*	RJ 45 8P8C
PT-088KRS	RJ 45 8P8C, KEYED



PT-088R

\* Need to use crimp tools with AMP type dies

## 3 Prong Round Cable Plugs

For Solid Conductor Round Cables

### Standard

PT-0388R	RJ 45 8P8C
PT-0388KR	RJ 45 8P8C, KEYED
PT-03A88R*	RJ 45 8P8C
PT-0388RE	8P8C Economic

### 50 "μ" Gold Plate

PT-0364R/50UL
PT-0366R/50UL
PT-0388R/50UL
PT-0388KR/50UL
PT-03A88R/50UL*
PT-0388-50UL

PT-0388RE-50UL
----------------

\* Need to use crimp tools with AMP type dies

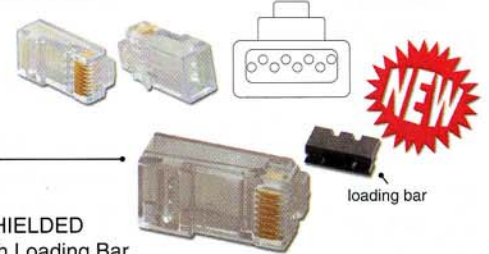
## CAT 6 & CAT 5E PLUGS

- Exclusive Staggered Plug to Ensure CAT 6 & CAT 5E High Performance
- Polycarbonate, RJ-45 plug
- Staggered alignment termination
- 50μ" gold plated contacts, plug geometry meets FCC 68.500 and IEC 60603-7 specifications for modular plugs.
- For Both Stranded & Solid Wire.

**Cat.6**

### CAT 6


PT-0688-50UL
PT-0688L-50UL



PTS-0688L-50UL -SHIELDED with Loading Bar

### CAT 5E

PT-05E88-50UL - No Loading Bar
PT-05E88Q-50UL



PT-03E88RG-50UL
PTS-03E88RG-50UL -SHIELDED

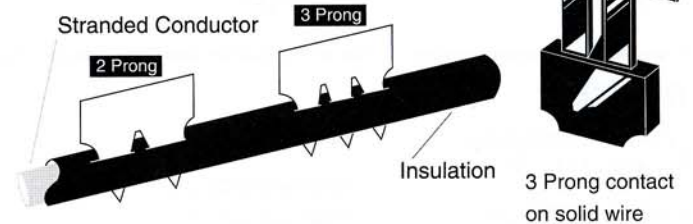
## Short Body Plugs

For Molding Type.

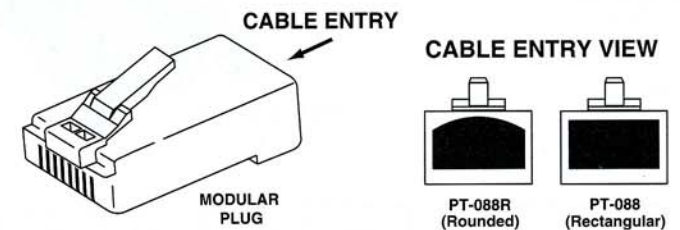
PT-088SBG/50UL Staggered, 8P8C Plug



- Standard Plugs - Contact: 6 μ" Gold Plastic: 94V2
- 50UL-type Plugs - Contact: 50 μ" Gold Plastic: UL, 94Vo



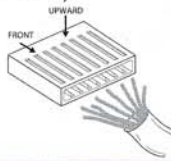
As illustrated, both 2 Prong and 3 Prong Plugs make contact on **Stranded Cable** by piercing thru the outer insulation of the conductors. On **solid conductor cable**, 2 Prong makes contact by straddling the single conductor while the 3 Prong makes contact on the solid conductor by 3 point gripping, which gives a more stable contact.



## CATEGORY 5 PLUGS

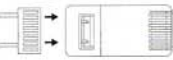
• For Both Standard Type and AMP Type 8p8c RJ-45 Plugs. Ratchet Mechanism, Vertical Crimping Motion for Precision Fitting of Plugs. Great for Cat5 8p8c Plugs with Inserts. (Part # PT-0588 series)

PT-0588-50UL



Cut off excess length

RJ-45 Plugs



## SHIELDED PLUGS

CAT 6 **Cat.6**

PTS-0688L-50UL CAT 6 Modular Plug 8P8C, with Loading Bar

CAT 5e **5E**

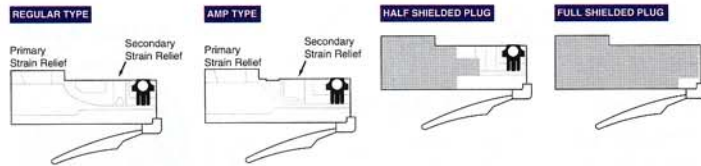
PTS-03E88RG-50UL 8P8C Solid, CAT 5e



CAT 5 **CAT 5**

PTS-0588-50UL CAT 5 Modular Plug 8P8C

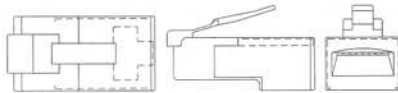
PTS-0510-50UL CAT 5 Modular Plug 10P10C  
50µ" Gold UL



Metal shield wraps around the plug body

See pages 50 & 51 for detail information on Tools

All RJ 45 8P8C



PTS-088R-50UL	2 Prong, Regular Die
PTS-0388R-50UL	3 Prong, Regular Die
PTS-03A88R-50UL	3 Prong, Half Shield, AMP Type Die
PTS-03AW88R-50UL	3 Prong, Whole Shield, AMP Type Die
PTS-03AW88	3 Prong, Whole Shield, AMP Type Die
PTS-0A88R-50UL	8P8C Shield Twist Pair Stranded

PTS-0366-50UL 3 Prong, 6P6C



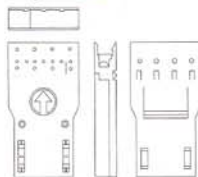
## 110 TYPE PATCH PLUGS



PT-110PP1-E CAT 5e, 1 Pair



PT-110PP1	CAT 5, 1 Pair
PT-110PP2	CAT 5, 2 Pair
PT-110PP3	CAT 5, 3 Pair
PT-110PP4	CAT 5, 4 Pair



## BOOTS

- Makes Connections Color Coded
- Boots Strain Relief Allows a Large Bend Radius, Necessary to Achieve Cat 5 Performance on Level 5 Connections
- Different Inside Diameters for Different Cable O.D.

PTC-RJ45-F (CC) For flat cables CC: BK, GR

PTC-RJ45-50 (CC) 5.0 mm I.D. CC: BK, GR

PTC-RJ45-55 (CC) 5.5 mm I.D.

CC: BG, BK, BL, GN, GR, OR, RD, YW, WH

PTC-RJ45-60 (CC) 6.0 mm I.D.

CC: BK, BL, GN, GR, IV, LG, OR, PB, PK, RD, VL, YW, WH

PTC-RJ45-62 (CC) 6.2 mm I.D. For Short Body Plugs.

CC: BG, BK, BL, GN, GR, OR, PK, RD, VL, YW, WH

PTC-RJ45-65 (CC) 6.5 mm I.D.

CC: BG, BK, BL, GN, GR, OR, RD, VL, YW, WH

PTC-RJ45-70 (CC) 7.0 mm I.D.

CC: BK, BL, GN, GR, OR, RD, VL, YW, WH



PTC-RJ45-65RD



Boot Attached on Mod Plug



PTC-RJ45-62BL

## INSERT TYPE BOOTS



PTC-RJ45X-55RD

PTC-RJ45X-55(CC) 5.5 mm I.D. CC: BK, BL, GN, GR, RD, YW

PTC-RJ45X-61(CC) 6.1 mm I.D. CC: BK, BL, GN, GR, RD, YW

## SNAP ON BOOTS

PTC-SNP11-(CC) For RJ-11

PTC-SNP45-(CC) For RJ-45

PTC-SNP45-RD



CC: BG, BK, BL, GN, GR, IV, OR, PK, RD, VL, YW, WH

(CC) Color Abbreviation Chart	Beige (BG)	Black (BK)	Blue (BL)	Green (GN)	Gray (GR)	Ivory (IV)	Lime Green (LG)	Orange (OR)	Powder Blue (PB)	Pink (PK)	Red (RD)	Translucent Clear (TC)	Teal (TL)	Violet (VL)	Yellow (YW)	White (WH)
-------------------------------------	---------------	---------------	--------------	---------------	--------------	---------------	-----------------------	----------------	------------------------	--------------	-------------	------------------------------	--------------	----------------	----------------	---------------


## TWIST-STOP & EZ CORDS

**PT-101-44TWM** 4p4c Plug, with Mold Cord

**PT-101-44-TW** 4p4c Plug, with Tel Cord

**PT-101-44TRL** 4p4c Plug, Long Latch

**PT-101-44-TR** 4p4c Plug, Short Latch




**S-EZ-RJ11** RJ-11 Cable

**S-EZ-RJ45** RJ-45 Cable



## DUPLEX JACKS

- Ivory Color
- Gold Plated Contacts
- Split one line into two



### PHONE (CROSS WIRING)

**PT-101J-422** 4 in 2&2 out L1+L2

**PT-101J-444** 3 6p4c Jacks

**PT-101J-666** 3 6p6c Jacks

**PT-101J-888** 3 8p8c Jacks


### DATA (STRAIGHT THRU)

**DC-101J-666** 3 6p6c Jacks

**DC-101J-888** 3 8p8c Jacks

## SCREW TYPE MOUNTING BLOCKS, DUAL JACKS

- Dual Jacks, Screw-on Cover
- Double Sided Sticker
- Screw Contacts
- Screws for Mounting
- Gold Plated Contacts
- Ivory Color
- Wiring: 6P4C & 6P6C-USOC  
8P8C-AT & T



**PT-1104A-88**

**PT-1104A-66** 2 6p6c Jacks

**PT-1104A-88** 2 8p8c Jacks

**PT-1104A-44-WH** 2 6p4c Jacks

**PT-1104A-66-WH** 2 6p6c Jacks

**PT-1104A-88-WH** 2 8p8c Jacks

## DUPLEX ADAPTORS

- Ivory Color
- Gold Plated Contact
- Split One Line into Two



**DC-101P-6DSL** Single Port DSL Filter

**DC-101T-6DSL** Split-T Voice/Data ADSL Microfilter

**DC-101T-8C5** CAT 5 Jacks, All Pass

**DC-101T-8C5N** CAT 5 Jacks, All Pass New Design

**DC-101T-8E2** 2 Ethernet Jack T-MOD

**PT-101-422** 4 in 2&2 out L1+L2


**PT-101-444** 6p4c Plug, 2 6p4c Jacks

**PT-101-666** 6p6c Plug, 2 6p6c Jacks

**PT-101-666WH** 6p6c Plug, 2 6p6c Jacks, White

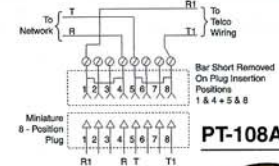
**PT-101-888** 8p8c Plug, 2 8p8c Jacks

**PT-101-448** 6p4c Plug, 1 6p4c Jacks, 1 8p8c Jacks



## SCREW TYPE MOUNTING BLOCKS, SNAP ON TOP

- Single Jack, Snap Covers
- Double Sided Sticker
- Mounting Screws
- Gold Plated Contacts
- Both UL & Standard Parts
- Wiring: 6P4C & 6P6C-USOC
- 8P8C - AT&T



**PT-108A-8C-SB**

**PT-108-4C** 6p4c SCREW LOCKS

**PT-108A-4C** 6p4c Jacks

**PT-108A-6C** 6p6c Jacks


**PT-108A-6D** W/DEC Jack

**PT-108A-8C** 8p8c Jacks

**PT-108B-4C** 6p4c Jacks (Economy Block)

**PT-108A-8C-SB** 8p8c RJ-31X, w/ Shorting Bar

Non-UL  
Listed



**PT-108A-4C-UL** 6p4c Jacks

**PT-108A-4CWH** RJ 11, 4C, White

**PT-108A-4CWH-UL** RJ 11, 4C, White

**PT-108A-6C-UL** 6p6c Jacks

**PT-108A-6CWH** RJ 11, 6C, White

**PT-108A-6CWH-UL** RJ 11, 6C, White

**PT-108A-8C-UL** 8p8c Jacks


**PT-108A-8CWH** RJ 45, 8C, White

**PT-108A-8CWH-UL** RJ 45, White



## TELEPHONE CORDS

- Silver Satin or Ivory Color
- Modular Line Cords
- Reversed Wiring
- Available Footage=LL



**PT-504X-7SV**

**PT-504X-(LL)IV** RJ 11, 4C LL=7, 14, 25

**PT-504X-(LL)SV** LL=3, 7, 14, 25, 50

**PT-506X-(LL)IV** RJ 11, 6C LL=7, 14

**PT-506X-(LL)SV** LL=7, 14, 25

**PT-508X-(LL)IV** RJ 45, 8C LL=7

**PT-508X-(LL)SV** LL=7, 14, 25

## Wiring Configurations

### Reversed

First Plug			Second Plug	
Color	Pin #		Pin #	Color
Blue	1		1	Slate
Orange	2		2	Brown
Black	3		3	Yellow
Red	4		4	Green
Green	5		5	Red
Yellow	6		6	Black
Brown	7		7	Orange
Slate	8		8	Blue

USED MOSTLY FOR VOICE SYSTEMS

## COIL HANDSET CORD

- Available Colors: BK, IV, WH

PT-604-07'(CC)

PT-604-12'(CC)

PT-604-18'(CC)

PT-604-25'(CC)

PT-604-25'IV



## MODULAR SURFACE JACK

- Ivory Wall Jack Covers

PT-107-4C



## SMOOTH SURFACE

- Wall Plates with 6p4c Jack(s), Ivory

PT-103B-4C Single


PT-103B-4CWH Single, White

PT-103B-6C Single

PT-103B-6CWH Single, White

PT-104B-44 Dual

PT-104B-44WH Dual, White




## CIRCULAR PLATE

- Ivory Circular Wall Jack Plates

PT-105-4C


PT-105-6C



## MODULAR & VIDEO JACK

- Wall Plates w/ 6p4c Jack and TV Antenna Jack, Ivory

PT-104B-F4C



## EXTENSION

- Modular Cords w/ Spaded Ends
- SV= Silver Satin

PT-404-7' RJ11

PT-404-15' RJ11

PT-404-25' RJ11

PT-408-2'SV RJ45

PT-408-7'SV RJ45



Duplex Jack

PT-204-15'

PT-204-25'

Single Jack

PT-304-15'

PT-304-25'



## SURFACE JACK COVER

PT-109-4C Surface Jack Cover




## DECORA WALL PLATE

- Decora Wall Plates with 6p4c Jack(s), Ivory

PT-103D-4C Single

PT-104D-44 Dual



## WALL OUTLET FOR PHONE MOUNTING

- Ivory Wall Phone Mount Plate

PT-106-4C

PT-106-6C



- Ivory Wall Wall Mounting Plate with Dual Jack on the Side

PT-106D-4C

PT-106D-6C



## SINGLE & DUAL MODULAR JACK WALL PLATES

- Single Jack, Single Gang Plastic Wall Plate
- Ivory Color, Screw Terminal
- Gold Plate Contacts
- See Index for Wiring Color Code

PT-103-4U/UL 6P4C, USOC

PT-103-6U/UL 6P6C, USOC

PT-103-8U/UL 8P8C, USOC

PT-103-8A/UL 8P8C, AT&T

PT-103-8AK/UL 8P8C, Keyed, AT&T

PT-103-6D/UL 6 DEC Type

PT-103-4U 6P4C, USOC

PT-103-6U 6P6C, USOC

PT-103-8U 8P8C, USOC

PT-103-8A 8P8C, AT&T

PT-103-8AK 8P8C, AT&T Keyed

PT-103-6NW 6P6C Nevada Western

PT-103-10C 10P10C, W/Key



- Dual Jack, Single Gang Plastic Wall Plate
- Gold Plated Contacts, Screw Terminals
- See Index for Wiring Color Code

PT-104-44U-UL 2 6P4C, USOC

PT-104-66U-UL 2 6P6C, USOC

PT-104-68A-UL 2 6P6C, 2 8P8C

PT-104-88A-UL 2 8P8C, AT&T

PT-104-8AKK-UL 2 8P8C Keyed, AT&T

PT-104-10C 2 10P10C

PT-104-44U 2 6P4C, USOC

PT-104-66U 2 6P6C, USOC

PT-104-8AKK 2 8P8C Keyed, AT&T

PT-104-6DD 2 6DEC Type

PT-104-66NW 2 6P6C Nevada Western






# MODULAR WALL PLATES & JACKS

## 110 TYPE MOUNTING BLOCKS, SINGLE & DOUBLE JACK

- Single Jack, Screw-on Cover
- Comes w/ Double Sided Sticker and Mounting Screws
- Gold Plated Contacts
- 110 Type IDC Termination with 2 Pair Caps
- Wiring: 6P4C & 6P6C -- USOC  
8P8C -- AT&T

<b>PT-1103-4C</b>	RJ11, 4C
<b>PT-1103-6C</b>	RJ11, 6C
<b>PT-1103-6DEC</b>	DEC Type Jack

<b>PT-1103-4/UL</b>	RJ11, 4C
<b>PT-1103-6/UL</b>	RJ11, 6C
<b>PT-1103-6DEC/UL</b>	Dec Type Jack
<b>PT-1103-8/UL</b>	RJ45 Regular
<b>PT-1103-8K/UL</b>	RJ45 Keyed



PT-1104B-88/UL

- Double Jack, Screw-on Cover
- Comes w/ Double Sided Sticker & Mounting Screws
- Gold Plated Contacts
- 110 Type IDC Termination with 2 Pair Caps
- Labeled Line 1 & Line 2 on Top of Cover Unless Noted Otherwise

<b>PT-1104B-44</b>	2 RJ11, 4C
<b>PT-1104B-66</b>	2 RJ11, 6C
<b>PT-1104B-6DD</b>	IDC6DEC Dual Surface (Labeled Voice 1, Data 2)
<b>PT-1104B-88</b>	2 RJ45, Regular
<b>PT-1104B-88K</b>	2 RJ45, One Keyed Port (Labeled Voice 1, Data 2)
<b>PT-1104B-8KK</b>	2 RJ45, Dual Keyed Port

<b>PT-1104B-44/UL</b>	2 RJ11, 4C
<b>PT-1104B-66/UL</b>	2 RJ11, 6C
<b>PT-1104B-88/UL</b>	2 RJ45, Regular
<b>PT-1104B-88K/UL</b>	2 RJ45, (Labeled Voice 1, Data 2)
<b>PT-1104B-6DD/UL</b>	One Keyed Port 2 DEC Type (Labeled Voice 1, Data 2)
<b>PT-1104B-66D/UL</b>	Dual Port



## PLASTIC WALL PLATES

- Single or Dual Hole, Single Gang Wall Plates
- UL Listed, copy of wiring code included
- Single Gang Box or PT-115BUL Type Box

<b>PT-113C-UL</b>	Single Hole Wall Plate
<b>PT-114C-UL</b>	Dual Hole Wall Plate



## 110 TYPE SINGLE WALL JACKS

- Single Jack Plastic Fittings for PT-113C-UL Wall Plates
- UL Listed, Gold Plated Contacts
- 110 Type Termination
- Wiring: 6P4C & 6P6C -- USOC 8P8C -- AT&T
- Copy of wiring code included

<b>PT-113-4C-UL</b>	6P4C, USOC
<b>PT-113-6C-UL</b>	6P6C, USOC
<b>PT-113-6D-UL</b>	6 DEC Type
<b>PT-113-8C-UL</b>	8P8C, AT&T
<b>PT-113-8CK-UL</b>	8P8C Keyed, AT&T



## PLASTIC WALL BOXES

- For Single, Dual Hole or Any Single Gang Wall Plates.
- UL Listed.
- Three different depth for different fitting.
- Use PT-115B Boxes for PT-113 and PT-114 type jacks.



<b>PT-115-UL</b>	Ivory, 7/8" Deep
<b>PT-115B-UL-IV</b>	Ivory, 1 3/4" Deep
<b>PT-115B-UL-WH</b>	White, 1 3/4" Deep

## 110 TYPE DUAL WALL JACK

- Double Jack Plastic Fitting for PT-114C-UL Wall Plates
- UL Listed, Gold Plated Contacts
- 110 Type Termination
- Wiring: 6P4C & 6P6C -- USOC 8P8C -- AT&T

<b>PT-114-44-UL</b>	2 6P4C, USOC
<b>PT-114-66-UL</b>	2 6P6C, USOC
<b>PT-114-66D-UL</b>	6P6C, DEC Data <span style="color:red">NEW</span>
<b>PT-114-6DD-UL</b>	2 6-DEC Type
<b>PT-114-68K-UL</b>	1 6P6C Voice, 1 8P8C, AT&T
<b>PT-114-88-UL</b>	2 8P8C, AT&T
<b>PT-114-8KK-UL</b>	2 8P8C Keyed, AT&T

