

PE series

5 Amp Miniature Printed Circuit Board Relay

File E38891

File Pending

File 6656UG

Features

- 1 Form C (SPDT).
- 5 amp rated current.
- Sensitive coil 200mW.
- 10mm height.
- Flux-tight for wave soldering.
- Supplied in tubes.
- DIP configuration.
- 4kV coil-to-contact insulation.

Contact Data @ 85°C

Arrangement: 1 Form C (SPDT).

Material: Silver-nickel 90/10.

Expected Mechanical Life: 15 million operations minimum.

Ratings: 5 amp 250VAC resistive 100,000 operations.

Initial Dielectric Strength

Between Open Contacts: 1,000VAC.

Between Coil and Contacts: 4,000VAC.

Creepage/Clearance Coil-Contact: >3.2/4mm.

Coil Data DC @ 20°C

Nominal Coil Power: 200mW.

Nominal Voltage VDC	DC Resistance in Ohms ±10%	Must Operate Voltage VDC	Drop-out Voltage VDC	Nominal Coil Current (mA)
05	125	3.8	0.5	40.0
06	172	4.5	0.6	34.9
12	685	9.0	1.2	17.5
24	2,725	18.0	2.4	8.8
48	10,970	36.0	4.8	4.4

Operate Data

Must Operate Voltage: See Coil Data table.

Operate Time : 5 ms typical, at nom. voltage.

Release Time : 2 ms typical, at nom. voltage.

Bounce Time: 1 ms typical, at nom. voltage.

Switching Rate: 360 ops./hr. max. at rated load.

Environmental Data

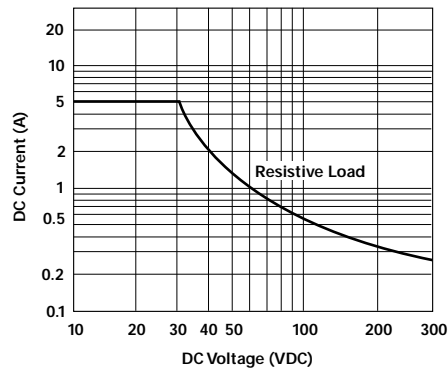
Temperature Range:

Operating: -40°C to +85°C DC coil.

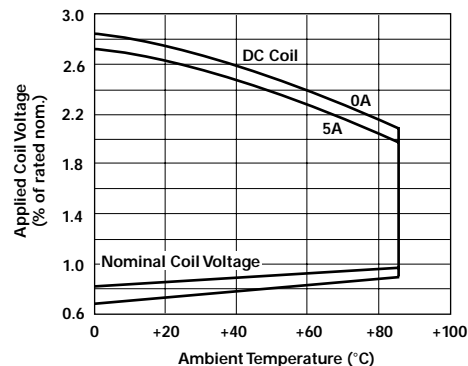
Vibration: 30 to 500 Hz. at 15g N/O 5g N/C.

Shock: >100g.

Max. DC Load Breaking Capacity



Coil Operating Range



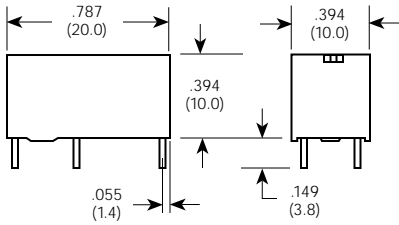
Typical Part Number ▶			PE	0	1	4	024
1. Basic Series: PE = Miniature printed circuit board relay.							
2. Enclosure*: 0 = Flux-tight.							
3. Contact Arrangement: 1 = 1 Form C (SPDT)							
4. Contact Material: 4 = Silver-nickel 90/10							
5. Coil Voltage:							
005 = 5VDC		012 = 12VDC		048 = 48VDC			
006 = 6VDC		024 = 24VDC					

* Sealed version available on request.

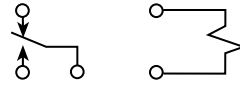
Stock Items

PE014005 PE014024
PE014012

Outline Dimensions



Wiring Diagram (Bottom View)



PC Board Layout (Bottom View)

