



# CN1 series

## On Delay, Time Delay Relay For Plug-In or Panel Mounting

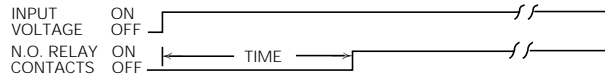
- 0.1 sec. to 9,990 hr. timing range
- Fixed input type (120VAC ± 15%)
- 10A output relay with DPDT contacts
- 1/16 DIN style enclosure with 8-pin plug-in base
- Thumbwheel switches for programming delay time

File E22575

File LR15734

### Timing Function

**On Delay** – Output relay turns on at the end of a programmed time interval which is started by applying input voltage. LED flashes when output relay is off and is on continuously when the output relay is on. Removal of input voltage turns off output relay. Reapplying input voltage resets the unit.



### Timing Specifications

**Timing Ranges:** 0.1 to 99.9 / 1 to 999 sec.;  
0.1 to 99.9 / 1 to 999 min.;  
0.1 to 99.9 / 1 to 999 / 10 to 9,990 hr.

**Timing Adjustment:** Digital adjustment via thumbwheel switches.

**Tolerance:** ± 0.05% ± 0.04 sec.\*

**Repeatability (Including first cycle of operation.):** < ± .05% ± 0.04 sec.\*

**Reset Time (power interruption):** 45 ms, typ.; 60 ms, max.

\* Timing is synchronized with input voltage frequency. Accuracy is dependent on input voltage frequency. Tolerance shows maximum variation from utility companies.

### Contact Data @ 25°C

**Arrangement:** 2 Form C (DPDT).

**Material:** Silver-cadmium oxide alloy.

**Rating:** 10A @ 30VDC or 277VAC, resistive;

1/2 HP @ 250VAC; 1/3 HP @ 120VAC.

**Expected Mechanical Life:** 10 million operations.

**Expected Electrical Life:** 100,000 operations, min., at rated load.

### Initial Dielectric Strength

**Between Output Poles:** 1,500V rms, 60 Hz.

**Between Input and Output:** 1,500V rms, 60Hz.

### Input Data @ 25°C

**Voltage:** 120VAC ±15%, 60 Hz.

**Power Requirement:** 3VA @ 120VAC.

**Transient Protection:** 13 Joule MOV.

### Input Voltage & Limits

Nominal Voltage	Minimum Voltage	Maximum Voltage
120VAC	102VAC	138VAC

### Environmental Data

**Temperature Range:** Storage: -40°C to +85°C.

Operating: -10°C to +55°C.

**Humidity:** 85% relative humidity, non-condensing.

### Mechanical Data

**Termination:** 8-pin octal style plug.

**Enclosure:** Black plastic 1/16 DIN (48mm x 48mm) case.

**Sockets:** Fits either 27E122 or 27E891 (snap-on) screw terminal sockets.

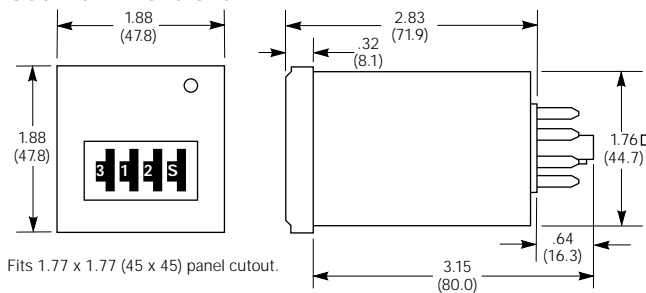
**Weight:** 4.3 oz. (122g) approximate.

### Ordering Information – The following items are normally maintained in stock for immediate delivery.

#### Time Delay Relay

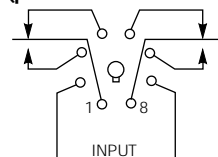
Input Voltage	Part Number
120VAC	CN1

#### Outline Dimensions



#### Wiring Diagram (Bottom View)

(pins numbered clockwise from keyway)

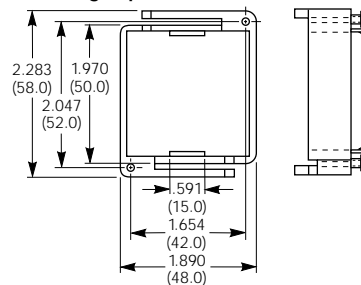


#### Accessory

Part Number	Name	Description
SSA-24C667	Mounting Clip	Ratchet-fit clip slides onto CN1 from behind to secure CN1 in panel mount applications.

#### Mounting Clip Dimensions

##### SSA-24C667 Mounting Clip



#### Time Base

- .1 S = 1/10 Seconds    Timing Range 0.1 to 99.9 Seconds
- S = Seconds    Timing Range 1 to 999 Seconds
- .1 M = 1/10 Minutes    Timing Range 0.1 to 99.9 Minutes
- M = Minutes    Timing Range 1 to 999 Minutes
- .1 H = 1/10 Hours    Timing Range 0.1 to 99.9 Hours
- H = Hours    Timing Range 1 to 999 Hours
- 10 H = 10 Hours    Timing Range 10 to 9990 Hours