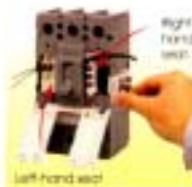


Accessories - Options

Easy to Install Accessories

(Use on Series CB & CBC)

- Easy to install and replace cassette type accessories
- Screw type terminals
- One design for both 100/225AF



ACCESSORY KITS

Frame Size 1F, 2F, 100A, 225A

| Auxiliary Contacts (AX) | List Each |
|--------------------------|-----------|
| Catalog No. | |
| CB-AX 1 (1NO/1NC Form C) | \$38 |
| CB-AX 2 (2NO/2NC Form C) | \$76 |
| CB-AX 3 (3NO/3NC Form C) | \$114 |
| CB-AX 4 (4NO/4NC Form C) | \$152 |



| Trip Alarm (AL) | List Each |
|--------------------------|-----------|
| Catalog No. | |
| CB-AL 1 (1NO/1NC Form C) | \$38 |
| CB-AL 2 (2NO/2NC Form C) | \$76 |



All above Accessory Kits can be field installed

| UnderVoltage Trip (UVT) | List Each |
|-------------------------|-----------|
| Catalog No. | |
| CB-UVT-24V AC/DC | \$116 |
| CB-UVT-48V AC/DC | \$116 |
| CB-UVT-110V AC/DC | \$116 |
| CB-UVT-220V AC/DC | \$116 |
| CB-UVT-480V AC | \$116 |



Shunt Trip Kits (SNT) (For remote trip of CB)

| Catalog No. | AC | DC | AC/DC | List Each |
|-------------|----------|----------|-------|-----------|
| CB-SNT-MB | | | 12V | \$116 |
| CB-SNT-NB | | | 24V | \$116 |
| CB-SNT-OB | | | 48V | \$116 |
| CB-SNT-UB | | | 60V | \$116 |
| CB-SNT-PD | | 100-110V | | \$116 |
| CB-SNT-AA | 100-125V | | | \$116 |
| CB-SNT-QD | | 125V | | \$116 |
| CB-SNT-RD | | 200-220V | | \$116 |
| CB-SNT-CA | 200-240V | | | \$116 |
| CB-SNT-SD | | 240V | | \$116 |
| CB-SNT-TB | | | 250V | \$116 |
| CB-SNT-DA | 380-440V | | | \$116 |
| CB-SNT-EA | 440-480V | | | \$116 |
| CB-SNT-FA | 500-550V | | | \$116 |

- Standard Options

- AX - Auxiliary Contact
- AL - Trip Alarm
- SNT - Shunt Trip (Remote Control)
- UVT - UnderVoltage Trip
- Rear Connection Terminal Bus



ACCESSORY KITS

Frame Size 4F-6F, 400A, 600A

| Auxiliary Contacts (AX) | List Each |
|---------------------------|-----------|
| Catalog No. | |
| CB4-AX 1 (1NO/1NC Form C) | \$38 |
| CB4-AX 2 (2NO/2NC Form C) | \$76 |
| CB4-AX 3 (3NO/3NC Form C) | \$114 |
| CB4-AX 4 (4NO/4NC Form C) | \$152 |



| Trip Alarm (AL) | List Each |
|---------------------------|-----------|
| Catalog No. | |
| CB4-AL 1 (1NO/1NC Form C) | \$38 |
| CB4-AL 2 (2NO/2NC Form C) | \$76 |



All above Accessory Kits can be field installed

| UnderVoltage Trip (UVT) | List Each |
|-------------------------|-----------|
| Catalog No. | |
| CB4-UVT-24V AC/DC | \$116 |
| CB4-UVT-48V AC/DC | \$116 |
| CB4-UVT-110V AC/DC | \$116 |
| CB4-UVT-220V AC/DC | \$116 |
| CB4-UVT-480V AC | \$116 |



Shunt Trip Kits (SNT) (For remote trip of CB)

| Catalog No. | AC | DC | AC/DC | List Each |
|-------------|----------|----------|-------|-----------|
| CB4-SNT-MB | | | 12V | \$116 |
| CB4-SNT-NB | | | 24V | \$116 |
| CB4-SNT-OB | | | 48V | \$116 |
| CB4-SNT-UB | | | 60V | \$116 |
| CB4-SNT-PD | | 100-110V | | \$116 |
| CB4-SNT-AA | 100-125V | | | \$116 |
| CB4-SNT-QD | | 125V | | \$116 |
| CB4-SNT-RD | | 200-220V | | \$116 |
| CB4-SNT-CA | 200-240V | | | \$116 |
| CB4-SNT-SD | | 240V | | \$116 |
| CB4-SNT-TB | | | 250V | \$116 |
| CB4-SNT-DA | 380-440V | | | \$116 |
| CB4-SNT-EA | 440-480V | | | \$116 |
| CB4-SNT-FA | 500-550V | | | \$116 |

Auxiliary Switch, AX

Signals the status of the breaker - opening or closing.
Consists of one changeover switch per unit.

Alarm Switch, AL

Signals when a breaker is tripped.
Consists of one changeover switch.

Ratings of the AX & AL

| Operational voltage (V) | AC | | Operational voltage (V) | DC | |
|-------------------------|----------------------------|----------------|-------------------------|----------------------------|----------------|
| | Max. switching current (A) | | | Max. switching current (A) | |
| | Resistive Load | Inductive Load | | Resistive Load | Inductive Load |
| 125 | 5 | 3 | 30 | 4 | 3 |
| 250 | 3 | 2 | 125 | 0.4 | 0.4 |
| | | | 250 | 0.2 | 0.2 |

Insulation Barrier



For 1 or 2P #CB2-1F List \$12.00
For 4 or 6P #CB4-1F List \$12.00
* UL file No. of accessories: E223241
Supplied as standard with breaker.

Maximum possibilities for auxiliaries

100, 225AF Breakers Frame Size 1F, 2F



Left-hand seat
Option of connecting
2AX or AX+AL or SNT or UVT



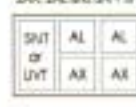
Right-hand seat
Option of connecting
2AX or AX+AL



400, 600AF Breakers Frame Size 4F, 6F



Left-hand seat
Option of connecting
2AX, 2AL and SNT or UVT



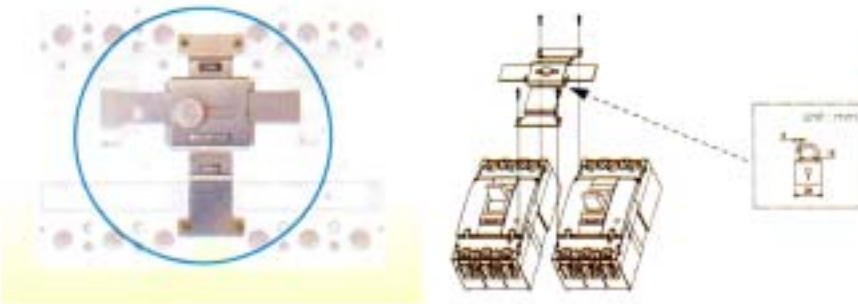
Right-hand seat
Option of connecting
2AX, 2AL and SNT or UVT



External Accessories

Mechanical Interlock

These are applied between two breakers to prevent mechanically closing together.



| Catalog No. | Applied MCCB | List |
|-------------|---|-------|
| CB-MI-23S | 2 & 3 poles 100AF (15 to 100A) 2 & 3 poles 225AF (125 to 225A) | \$80 |
| CB-MI-43S | 2 & 3 poles 400AF (250 to 400A) | \$120 |
| CB-MI-83S | 2 & 3 poles 600AF (500 to 600A) | \$160 |

Terminals - Line & Load Supplied standard with each breaker

| Catalog No. | Shape | Terminal Material | Wire Range | Catalog No. | Shape | Terminal Material | Wire Range |
|-----------------|-------|-------------------|------------------------------------|-----------------|-------|-------------------|-----------------------|
| | | | AWG, kcmil | | | | AWG, kcmil |
| CB-1LC 100AF | | Aluminum Alloy | 14-18 6-10 | CB-4LC 400AF | | Aluminum Alloy | 250-400 500 3/0 |
| CB-2LC 200AF | | Aluminum Alloy | 1 1/0-2/0 3/0-4/0 250-300 | CB-6LC 600AF | | Aluminum Alloy | 250-400 500 |

- Lug terminals are listed in accordance with Underwriters Laboratories, Inc., Standard UL486A.
- Lug terminals are suitable for compact wires that CSA Standard (C22.2 No.65) require.
- Wire connectors intended for use with copper conductors only.
- Lug terminals are suitable for 60/75°C wire.