

AEG

Lighting Contactors

30A - 90 Amp Ballast 600 VAC

20A - 60 Amp Tungsten 277 VAC



File # E76233

Approvals



IEC/EN 60947-1
IEC/EN 60947-5-1
VDE 0660



Technical Data

LS7K-04,- 4,-22, 00

30 Amp Ballast (600vac)

20 Amp Tungsten (277vac)

LS11K - 4,-22

30 Amp Tungsten (480vac)

30 Amp Ballast (277vac)

LS22K-3-

90 Amp Ballast (480vac)

60 Amp Tungsten (277vac)

Ambient Temperature

(Operational) -13°F - 131°F (-25°C / +55°C)

Torque / Wire size

LS7K-4-(15lbs. 14-10AWG)

LS11K-4-(16lbs. 14-8 AWG)

LS22K-3-(40lbs. 14-1/0 AWG)



3 Pole / 4 Pole / 30 Amp Ballast, 20 Amp Tungsten

Pole	Catalog #	Poles		AC Coil	DC Coil	Enclosed NEMA 1 (metal) M1 Add
		N.O	N.C			
4 Pole	LS7K-04-*	0	4	\$100	NA	+\$69
4 Pole	LS7K-4-*	4	0	\$94	\$122	+\$69
4 Pole	LS7K-22-*	2	2	\$100	\$128	+\$69
3 Pole	LS7K.00-*	3	0	\$88	\$116	+\$69

4 Pole 30 Amp Tungsten / 30 Amp Ballast

4 Pole	LS11K-4-*	4	0	\$110	\$138	+\$69
4 Pole	LS11K-22-*	2	2	\$110	\$138	+\$69

3 Pole 60 Amp Tungsten / 90 Amp Ballast

3 Pole	LS22K-3-*	3	0	\$160	\$205	+\$69
--------	-----------	---	---	-------	-------	-------

Coil Consumption	Inrush	Holding
LS7K-4,-22 (AC)	45VA	6VA
LS7K-4,-22 (DC)	5.5W	5.5W
LS11K-4-(AC)	45VA	6VA
LS22K-3-(AC)	191VA	17VA
LS11K-4-(DC)	5.5W	5.5W
LS22K-3-(DC)	125W	2.5W

To Order:

Replace Asterisk * in part number with coil voltage suffix in chart.

Example: LS11K - 4 - A=(120 VAC Coil)

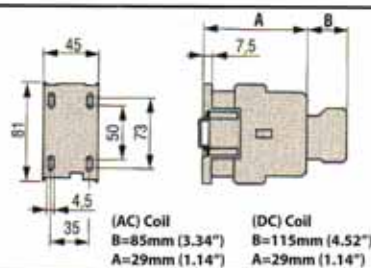
Mounting Details Aprox.

LS7K-04

Mounting Options

35mm or screw mount

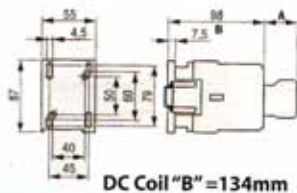
(90° Intervals 360°)



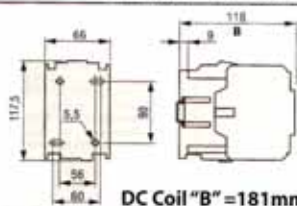
Dimensions Approximate

A=Top Mount
Auxiliary Adder

LS11K-4-4 Pole



LS22K-3-3 Pole



Part Number

LK-HS7K.01/10 - (Top Mount) Add

1.10" Depth

LK - HS8K.20 or .11 (side mount) Add

.44" width

For Accessories & Enclosures see p.38, 39

* Coil Voltage Chart

*AC	60Hz	50Hz	Voltage
-G	24	24	
-A	120	120	
-B	200	200	
-C	220	220	
-H	277	230	
-E	480	380	
-F	600	500	
*DC Voltage			
-MSW	12	VDC	
-NSW	24	VDC	
-OSW	48	VDC	
-PSW	110	VDC	
-RSW	220	VDC	