


SAFETY GATE MONITOR - BD5985N safety gate SAFEMASTER



SPECIFICATIONS	KEY FEATURES	CATEGORY 4
<p>CE, BG, cULus</p> <p>Input voltage: 24V DC, 24, 110, 230V AC +/-10%</p> <p>Safety Category 4 per DIN EN954-1</p> <p>Contact ratings: 5A @ 230V AC</p> <p>45mm wide</p>	<ul style="list-style-type: none"> • 2 N.O. safety contacts • Emergency stop circuits, interlocks, rope pulls and monitor of safety gates and mats • Gold plated contacts rated at 300ma @ 60V (PLC input) • Monitoring of external contactor with input for feedback over voltage & short circuit protection • Achieves EC directive for machine 98/37/EG and per EN 60 204-1, DIN VDE 0113-1, 241-457 	 <p>BD5985N Series</p>

Part#	Safety Contacts	Input* Devices	List
BD5985.02	2 N.O.	2	\$282

*Module activates when both S1 and S2 are closed 3 seconds or less of one another.

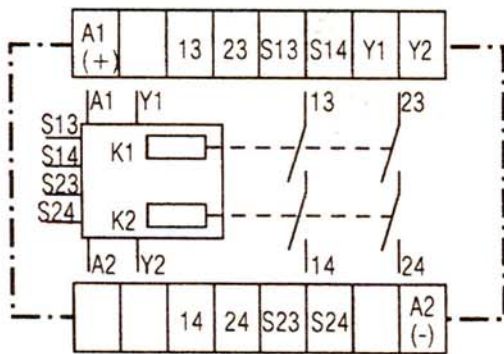
For safety category 4 or daisy chained input devices for category 3

Voltage Code:

For 24V DC ONLY add suffix "N" to BH P/N
 For 24V AC add suffix "G" to BH P/N
 For 110V AC add suffix "A" to BI P/N
 For 230V AC add suffix "C" to BI P/N

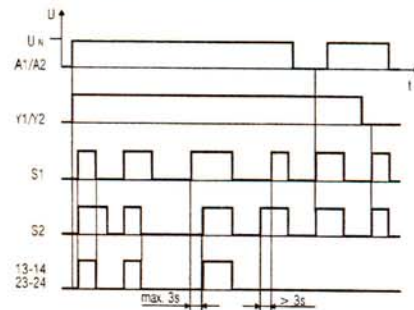
Example: For a 2 N.O., 24V DC safety module, P/N will be BD5985N.02-N

Circuit Diagram

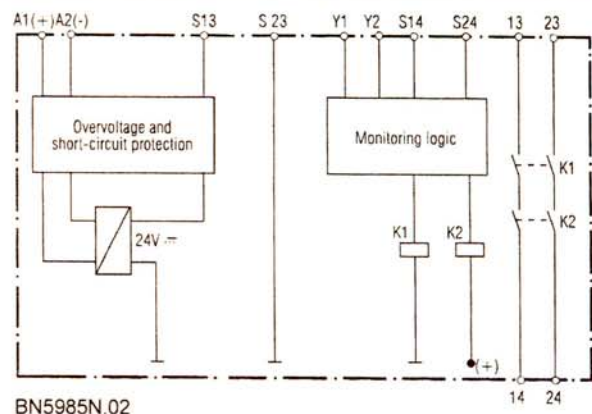


BN5985N.02

Function Diagram



Block Diagram



BN5985N.02

For application examples, see page 75.