

Electrical and Industrial Cable Insulated and Uninsulated Ferrules



Paladin Tools / Cal-Centron

Phone - 800.252.2094 / 209.942.2094

Fax - 209.942.2163

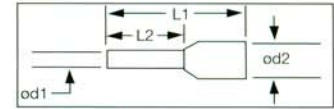
E-mail - sales@calcentron.com

Web - www.calcentron.com

Insulated Ferrules (BULK)

Standard ferrules conform to use on AWG and DIN wire sizes.
DIN ferrules conform to use on DIN wire sizes only.

Technical Data:
DIN/VDE 46228 part 4
Insulator: Polypropylene DS10 w/10ppm Silicon
Contact: Tin-Plated Copper (E-Cu 57)
Heat resistant up to 230° F (110° C)
UL94 Flame Class HB, UL# 983438-002



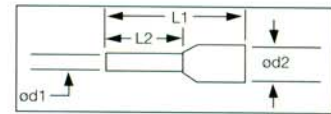
Standard Part No.	DIN Part No.	Nominal wire size (mm ²)	AWG	Dimensions (mm)*				Quantity/package	Type
				L1	L2	d1	d2		
 902574		0.25	24	10	6	0.8	1.8	500	H 0.25/10
 902576		0.25	24	12	8	0.8	1.8	500	H 0.25/12
 902575		0.34	22	10	6	0.8	2	500	H 0.34/10
 902577		0.34	22	12	8	0.8	2	500	H 0.34/12
 40950	 901900	0.5	20	12	6	1	2.6	500	H 0.5/12
 69070	 901901	0.5	20	14	8	1	2.6	500	H 0.5/14
 902587	 901902	0.5	20	16	10	1	2.6	500	H 0.5/16
 40960	 901903	0.75	18	12	6	1.2	2.8	500	H 0.75/12
 46290	 901904	0.75	18	14	8	1.2	2.8	500	H 0.75/14
 902586	 901905	0.75	18	16	10	1.2	2.8	500	H 0.75/16
 902591	 901906	0.75	18	18	12	1.2	2.8	500	H 0.75/18
 40970	 901907	1	18	12	6	1.4	3	500	H 1/12
 46300	 901908	1	18	14	8	1.4	3	500	H 1/14
 902595	 901910	1	18	16	10	1.4	3	500	H 1/16
 902593	 901911	1	18	18	12	1.4	3	500	H 1/18
 46310	 901912	1.5	16	14	8	1.7	3.5	500	H 1.5/14
 63510	 901913	1.5	16	16	10	1.7	3.5	500	H 1.5/16
 56560	 901915	1.5	16	24	18	1.7	3.5	500	H 1.5/24
 901916	 901916	2.5	14	14	8	2.2	4.2	500	H 2.5/14
 901917	 901917	2.5	14	18	12	2.2	4.2	500	H 2.5/18
 901918	 901918	2.5	14	24	18	2.2	4.2	500	H 2.5/24
 901919	 901919	4	12	17	10	2.8	4.8	500	H 4/17
 901920	 901920	4	12	20	12	2.8	4.8	500	H 4/20
 901921	 901921	4	12	26	18	2.8	4.8	500	H 4/26
 53350	 901922	6	10	20	12	3.5	6.3	100	H 6/20
 56570	 901923	6	10	26	18	3.5	6.3	100	H 6/26
 53420	 901924	10	8	22	12	4.5	7.6	100	H 10/22
 56580	 901925	10	8	28	18	4.5	7.6	100	H 10/28
 56590	 901926	16	6	24	12	5.8	8.8	100	H 16/24
 56600	 901927	16	6	28	18	5.8	8.8	100	H 16/28
 31700	 901928	25	4	30	16	7.3	11.2	50	H 25/30
 31710	 901930	25	4	36	22	7.3	11.2	50	H 25/36
 31720	 901931	35	2	30	16	8.3	12.7	50	H 35/30
 31730	 901933	35	2	39	25	8.3	12.7	50	H 35/39
 44420	 901934	50	1,1/0	36	20	10.3	15	50	H 50/36
 902820		70	2/0	37	20	12.7	16	25	H 70/40
 902821		95	3/0	44	25	14.7	18	25	H 95/44
 902822		120	4/0	50	30	16.5	21	25	H 120/50

* To convert millimeters (mm) to inches, use formula: $\frac{XXmm}{25.4} = XX \text{ inches}$

Insulated Ferrules (BULK)

Ferrules conform to use with AWG and DIN wire sizes.

Technical Data:
 DIN/VDE 46228 part 4
 Insulator: Polypropylene DS10 w/10ppm Silicon
 Contact: Tin-Plated Copper (E-Cu 57)
 Heat resistant up to 230° F (110° C)
 UL94 Flame Class HB, UL# 983438-002



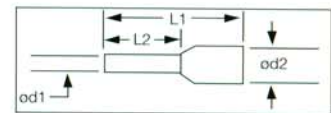
Color	Misc. Part No.	Nominal wire size (mm ²)	AWG	Dimensions (mm)*				Quantity/package	Type
				L1	L2	d1	d2		
yellow	902101	0.25	24	10	6	0.8	1.8	500	H 0.25/10
	902102	0.25	24	12	8	0.8	1.8	500	H 0.25/12
light blue	902103	0.75	18	12	6	1.2	2.8	500	H 0.75/12
	902104	0.75	18	14	8	1.2	2.8	500	H 0.75/14
	902105	0.75	18	16	10	1.2	2.8	500	H 0.75/16
	902106	0.75	18	18	12	1.2	2.8	500	H 0.75/18
blue	133310	2.5	14	14	8	2.2	4.0	500	H 2.5/14S
gray	902107	2.5	14	14	8	2.2	4.2	500	H 2.5/14
	902108	2.5	14	18	12	2.2	4.2	500	H 2.5/18
	902109	2.5	14	24	18	2.2	4.2	500	H 2.5/24
orange	902110	4	12	17	10	2.8	4.8	500	H 4/17
	902111	4	12	20	12	2.8	4.8	500	H 4/20
	902112	4	12	26	18	2.8	4.8	500	H 4/26
green	902113	6	10	20	12	3.5	6.3	100	H 6/20
	902114	6	10	26	18	3.5	6.3	100	H 6/26
brown	902115	10	8	22	12	4.5	7.6	100	H 10/22
	902116	10	8	28	18	4.5	7.6	100	H 10/28
white	902117	16	6	24	12	5.8	8.8	100	H 16/24
	902118	16	6	28	18	5.8	8.8	100	H 16/28
black	902119	25	4	30	16	7.3	11.2	50	H 25/30
	902120	25	4	36	22	7.3	11.2	50	H 25/36

* To convert millimeters (mm) to inches, use formula: $\frac{XXmm}{25.4} = XX \text{ inches}$

Insulated Ferrules (STRIPS)

For use with Stripax® Plus (902000) on pages 102.
 Standard ferrules conform to use on AWG and DIN wire sizes.
 DIN ferrules conform to use on DIN wire sizes only.

Technical Data:
 DIN/VDE 46228 part 4
 Insulator: Polypropylene DS10 w/10ppm Silicon
 Contact: Tin-Plated Copper (E-Cu 57)
 Heat resistant up to 230° F (110° C)
 UL94 Flame Class HB, UL# 983438-002



Standard Part No.	DIN Part No.	Misc. Part No.	Nominal wire size (mm ²)	AWG	Dimensions (mm)*				Quantity/package	Type
					L1	L2	d1	d2		
orange 900427	white 900428	white 900428	0.5	20	15	8	1	2.6	500**	H 0.5/14
white 900429	gray 900430	blue 900431	0.75	18	15	8	1.2	2.7	500**	H 0.75/14
yellow 900432	red 900433	red 900433	1	18	15	8	1.4	3	500**	H 1.0/14
red 900434	black 900435	black 900435	1.5	16	15	8	1.7	3.2	500**	H 1.5/14
blue 900436	blue 900436	gray 900437	2.5	14	15	8	2.2	4	500**	H 2.5/14

* To convert millimeters (mm) to inches, use formula: $\frac{XXmm}{25.4} = XX \text{ inches}$

** 10 strips of 50 each

Uninsulated Ferrules (BULK)

Ferrules conform to use on AWG and DIN wire sizes.

Technical Data:
 DIN/VDE 46228 part 4
 Contact: Tin-Plated Copper (E-Cu 57)
 Heat resistant up to 230° F (110° C)
 UL94 Flame Class HB
 UL# 983438-002

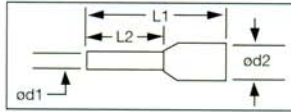


Wire size (mm ²)	AWG	Dimensions (mm)*			Quantity/ package	Type	Part Number
		A	B	C			
0.25	24	5	0.7	1.65	1000	H 0.25/5	901891
0.5	20	6	1	2.1	1000	H 0.5/6	28260
0.5	20	10	1	2.1	1000	H 0.5/10	900405
0.75	18	6	1.2	2.3	1000	H 0.75/6	28270
0.75	18	10	1.2	2.3	1000	H 0.75/10	54250
1	18	6	1.4	2.5	1000	H 1/6	37260
1	18	10	1.4	2.5	1000	H 1/10	28280
1.5	16	7	1.7	2.8	1000	H 1.5/7	37270
1.5	16	10	1.7	2.8	1000	H 1.5/10	18650
1.5	16	12	1.7	2.8	1000	H 1.5/12	900406
1.5	16	18	1.7	2.8	1000	H 1.5/18	900407
2.5	14	7	2.2	3.4	1000	H 2.5/7	37300
2.5	14	10	2.2	3.4	1000	H 2.5/10	900408
2.5	14	12	2.2	3.4	1000	H 2.5/12	18610
2.5	14	18	2.2	3.4	1000	H 2.5/18	900409
4	12	9	2.8	4	500	H 4/9	37310
4	12	12	2.8	4	1000	H 4/12	24410
4	12	15	2.8	4	500	H 4/15	900410
4	12	18	2.8	4	500	H 4/18	900411
6	10	10	3.5	4.7	500	H 6/10	900412
6	10	12	3.5	4.7	500	H 6/12	19190
6	10	15	2.8	4	500	H 6/15	12470
6	10	18	2.8	4	500	H 6/18	900413
10	8	12	4.5	5.8	500	H 10/12	28290
10	8	15	4.5	5.8	500	H 10/15	12480
10	8	18	4.5	5.8	500	H 10/18	37930
16	6	12	5.8	7.5	500	H 16/12	49250
16	6	15	5.8	7.5	500	H 16/15	12430
16	6	18	5.8	7.5	100	H 16/18	37520
16	6	25	5.8	7.5	500	H 16/25	900415
16	6	32	5.8	7.5	500	H 16/32	900416
25	4	15	7.3	9.5	250	H 25/15	12440
25	4	18	7.3	9.5	100	H 25/18	37530
25	4	25	7.3	9.5	100	H 25/25	900417
25	4	32	7.3	9.5	100	H 25/32	900418
35	2	18	8.3	11	100	H 35/18	36890
35	2	25	8.3	11	100	H 35/25	900419
35	2	30	8.3	11	100	H 35/30S	945100
35	2	32	8.3	11	100	H 35/32	900420
50	1,1/0	18	10.3	13	100	H 50/18	900421
50	1,1/0	25	10.3	13	100	H 50/25	902588
50	1,1/0	32	10.3	13	100	H 50/32	900422

* To convert millimeters (mm) to inches, use formula: $\frac{XXmm}{25.4} = XX \text{ inches}$

Insulated Ferrules (RETAIL PACKAGING)

For ferrule dimensions, see chart on page 104




AWG	Part No.	Contents	Color
20	9107	100 pieces of 69070	orange
18	9129	100 pieces of 46290	white
18	9130	100 pieces of 46300	yellow
16	9131	100 pieces of 46310	red
14	9132	100 pieces of 901916	blue
12	9133	100 pieces of 901920	gray
10	9135	100 pieces of 53350	black
8	9142	100 pieces of 53420	ivory
6	9159	100 pieces of 56590	green

Technical Data:
 DIN/VDE 46228 part 4
 Contact: Tin-Plated Copper (E-Cu 57)
 Heat resistant up to 230° F (110° C)
 UL94 Flame Class HB
 UL# 983438-002

Uninsulated Ferrules (RETAIL PACKAGING)

For ferrule dimensions, see chart on page 105



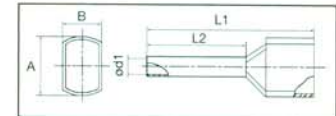
AWG	Part No.	Contents
20	9226	100 pieces of 28260
18	9225	100 pieces of 54250
18	9228	100 pieces of 28280
16	9265	100 pieces of 18650
14	9261	100 pieces of 18610
12	9241	100 pieces of 24410
10	9219	100 pieces of 19190
8	9293	100 pieces of 37930
6	9243	100 pieces of 12430

Technical Data:
 DIN/VDE 46228 part 4
 Contact: Tin-Plated Copper (E-Cu 57)
 Heat resistant up to 230° F (110° C)
 UL94 Flame Class HB
 UL# 983438-002

Dual-Wire Ferrules (BULK)

Standard ferrules conform to use on AWG and DIN wire sizes.
 DIN ferrules conform to use on DIN wire sizes only.

Technical Data:
 DIN/VDE 46228 part 4
 Contact: Tin-Plated Copper (E-Cu 57)
 Heat resistant up to 230° F (110° C)
 UL94 Flame Class HB
 UL# 983438-002



Standard Part No.	DIN Part No.	Misc. Part No.	Nominal wire size (mm ²)	2 Wires/ Ferrule AWG	Dimensions (mm)†				Qty/ pkg.	Type
					L1	L2	d1	A/B		
900444***	900478***		0.5	20	14.6	8.2	1.4	5/3	500	H 0.5/15
901851***	901852***	901857***	0.75	18	14.6	8.2	1.7	5.5/3	500	H 0.75/15
	900477***		0.75	18	16.4	10	1.7	5.5/3	500	H 0.75/17
901853***	901854***		1.0	18	15.0	8.0	2.0	5.8/3.2	500	H 1.0/15
	900476***		1.0	18	19.0	12	2.0	5.8/3.2	500	H 1.0/20
900441***	900442***		1.5	16	15.8	8.2	2.3	6.5/3.6	500	H 1.5/16
	900475***		2.0	16	19.6	12	2.3	6.5/3.6	500	H 1.5/20
900443*	900443*	901858*	2.5	14	18.5	10	2.9	8/4.5	250	H 2.5/18.5
900474**	900474**		2.5	14	20.5	12	2.9	8/4.5	100	H 2.5/20.5
900473**	900473**	901859**	4.0	12	22	12	3.5	9/5.2	100	H 4/22

These ferrules are packaged in tear-off perforated packs attached to a hanger.
 * 5 packs of 50 each
 ** 5 packs of 20 each
 *** 5 packs of 100 each

† To convert millimeters (mm) to inches, use formula: $\frac{XXmm}{25.4} = XX \text{ inches}$