

FUSE & FUSE HOLDERS

FUSE HOLDERS

Fuse Block
for 5.0 x 20mm Fuses



Specifications:
Electrical: Rated for currents, up to 6.3A
Clip/terminals: Nickel-plated or tin-plated spring Brass ear type
Base: Phenolic laminate or glass fiber
No. FH501

Fuse Block
for 5.0 x 20mm Fuses



Specifications:
Electrical: Rated for currents, up to 6.3A
Clip/terminals: Nickel-plated or tin-plated spring Brass ear type
Base: Phenolic laminate or glass fiber
No. FH503

Fuse Block
for 3AG Fuses



Specifications:
Electrical: Rated for currents, up to 10A
Clip/terminals: Nickel-plated or tin-plated spring Brass ear type
Base: Phenolic laminate or glass fiber
No. FH551

Fuse Block
for 3AG Fuses



Specifications:
Electrical: Rated for currents, up to 10A
Clip/terminals: Nickel-plated or tin-plated spring Brass ear type
Base: Phenolic laminate or glass fiber
No. FH554

Automotive Trailer Harnesses

These molded trailer harnesses are manufactured with a loop of 16AWG primary wire between the mating ends. We offer the most popular sizes for your custom installation needs.

Specifications

Connectors: .156" Bullet plugs & sockets
Wire: 16 AWG Automotive Primary wire
BodyMaterial: Molded Vinyl



No. 65-1602
2 position flat, 12" loop



No. 65-1603
3 position flat, 12" loop



No. 65-1604
4 position flat, 12" loop



No. 65-1624
4 position square, 12" loop

MAXI Fuses

These **Buss™** fuses are suitable for use wherever Maxi Blade type fuses are specified. They are perfect for car stereo, Marine or General Automotive use. Made in U.S.A.

| Part Number | Amperage | Color |
|-------------|----------|--------|
| MAX20A | 20A | Yellow |
| MAX30A | 30A | Green |
| MAX40A | 40A | Orange |
| MAX50A | 50A | Red |
| MAX60A | 60A | Blue |
| MAX80A | 80A | Clear |

Buss is a registered trademark of Cooper/Bussman Industries

AGU Heavy Duty In-line Fuse Holder

Heavy Duty Spring loaded Fuse holder for AGU or AG Glass fuses. It has machine brass contacts in a bakelite housing with a 12" loop of 8 AWG wire



No. FH8600

ATC Style In-line Fuse Holder

This is a heavy duty fuse holder to be used with ATC, ATO, and ATG blade type fuses. The wire is 10 AWG automotive primary wire in a 12" loop.



No. FH1040

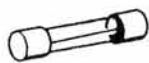
Maxi Style In-line Fuse Holder

A heavy duty in-line fuse designed for the MAXI style fuses. It is constructed from 8 AWG automotive power cable, and has a screw hole for easy mounting. The fuse holder is rated for up to 80A



No. FHMAXI

FUSES

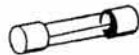


Dimensions - 1/4" x 1-1/4"
Voltage Rating - 250V AC
Test Conditions - Grade A U.L. Listed up to 7.0 amps. Display packaged of (5) pcs.

| No. | Current (amps) |
|--------------|----------------|
| No. 3AG1/4 | 1/4 |
| No. 3AG1/2 | 1/2 |
| No. 3AG3/4 | 3/4 |
| No. 3AG1 | 1 |
| No. 3AG1-1/2 | 1-1/2 |
| No. 3AG2 | 2 |
| No. 3AG3 | 3 |
| No. 3AG4 | 4 |
| No. 3AG5 | 5 |
| No. 3AG7-1/2 | 7-1/2 |
| No. 3AG10 | 10 |
| No. 3AG15 | 15 |
| No. 3AG20 | 20 |
| No. 3AG25 | 25 |
| No. 3AG30 | 30 |

EUROPEAN FUSES GMA TYPE

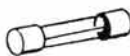
Dimensions - 5mm O.D. x 20mm length.
Replacement fuse for foreign equipment.
Display package of 5 pcs.
Voltage Rating: 250V AC



| No. | Current | No. | Current |
|------------|---------|------------|---------|
| No. EF1005 | .5A | No. EF1050 | 5.0A |
| No. EF1010 | 1.0A | No. EF1060 | 6.0A |
| No. EF1015 | 1.5A | No. EF1080 | 8.0A |
| No. EF1020 | 2.0A | No. EF1100 | 10.0A |
| No. EF1025 | 2.5A | No. EF1150 | 15.0A |
| No. EF1030 | 3.0A | | |
| No. EF1040 | 4.0A | | |

SFE SERIES AUTO FUSES

Voltage Rating - 32V
Display package of (5) pcs.



| No. | Current | Size |
|------------|---------|----------------|
| No. SFE4A | 4A | 1/4" x 5/8" |
| No. SFE6A | 6A | 1/4" x 3/4" |
| No. SFE75A | 7-1/2A | 1/4" x 7/8" |
| No. SFE9A | 9A | 1/4" x 7/8" |
| No. SFE14A | 14A | 1/4" x 1-1/16" |
| No. SFE20A | 20A | 1/4" x 1-1/4" |
| No. SFE30A | 30A | 1/4" x 1-7/16" |

FUSE PULLER and INSERTION TOOL

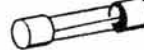


No. P100

Durable plastic tool for removal of all 5mm and 1/4" diameter glass fuses. 2nd end allows user to remove and insert blade type fuses.

Gold AGU / 5 AG TYPE FUSES

For HI-FI, Auto high Current Fuses, Custom Installation.



13/32" D x 1-1/2" L. (32V) 15A, 20A, 25A, 30A, 35A, 40A, 50A & 60A.
Display Package of 2 Pcs.

| No. | Current | Voltages |
|----------|---------|----------|
| No. 8615 | 15A | 32V |
| No. 8620 | 20A | 32V |
| No. 8625 | 25A | 32V |
| No. 8630 | 30A | 32V |
| No. 8635 | 35A | 32V |
| No. 8640 | 40A | 32V |
| No. 8650 | 50A | 32V |
| No. 8660 | 60A | 32V |

BLADE TYPE TERMINAL FUSES

Voltage Rating - 32V
 Suitable for American cars.

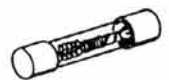


Display package of (5) pcs.
Current (amps):
 No. PAP3 3 Purple
 No. PAP5 5 Tan
 No. PAP75 7.5 Brown
 No. PAP10 10 Red
 No. PAP15 15 Blue
 No. PAP20 20 Yellow
 No. PAP25 25 Clear
 No. PAP30 30 Green

EMERGENCY KIT

Contains 1 each of value fuse in display package.
No. PAP8

SLO-BLO



Dimensions: 1/4" x 1-1/4"
Voltage Rating: 250V AC
Test Conditions: Grade A U.L. Listed up to 7.0 amps.
Display Package of (5) pcs.
Current
 No. SB1 1A
 No. SB2 2A
 No. SB3 3A
 No. SB5 5A
 No. SB7-1/2 7-1/2A
 No. SB10 10A