










## SIRIUS 3R Mechanical Interlocks, Terminals, Baseplates

### Accessories for assembling contactor combinations

Illustration	For Contactor Sizes	Description	Catalog No	Price \$	Packaging Units
 <p>3RT1924-1A</p>	<b>Links for paralleling terminals, 3-pole (can be reduced by one pole)</b>				
	3RT101 3RT102 3RT103 3RT104	Without terminal	3RT1916-4BA31 3RT1926-4BA31 3RT1936-4BA31 3RT1946-4BA31	5. 6. 10. 14.	1
	3RT101 3RT101,4-Pole 3RT102 3RT103 3RT104	With terminal	3RT1916-4BB31 3RT1916-4BB41 3RT1926-4BB31 3RT1936-4BB31 3RT1946-4BB31	12. 15. 15. 25. 28.	1
	<b>Mechanical interlock for reversing contactors</b>				
	3RT102, 3RT103, 3RT104	Mechanical interlock for reversing starter. Side mountable with 1 NC aux. contact built-in for each contactor. Only contactors of different sizes with a maximum of 1 size position difference can be combined. For this, the mounting depth of the smaller contactor has to be adapted.	3RA1924-2B	40.	1
	3RT102, 3RT103, 3RT104	Mechanical interlock for reversing starter. Front mountable on contactors of equal depths.	3RA1924-1A	28.	1
<b>Mechanical links for reversing contactors<sup>ⓐ</sup></b>					
 <p>3RA1912-2H</p>	3RT101	Side mountable. For 4-pole contactors. Distance 0mm.	3RA1912-2H	75.	10
 <p>3RA1922-2C</p>	3RT102	Mountable on front. For 3- and 4-pole contactors. Distance 0mm.	3RA1922-2C	65.	20
 <p>3RA1932-2C</p>	3RT103 3RT104	Mountable on front. For 3-pole contactors. Distance 0mm.	3RA1932-2C	35.	20
 <p>3RA1932-2D</p>	3RT103 3RT104	Side mountable. For 3-pole contactors. Distance 10mm.	3RA1932-2D	40.	20
 <p>3RA1932-2G</p>	3RT103	Side mountable. For 4-pole contactors. Distance 10mm.	3RA1932-2G	75.	20
 <p>3RA1942-2G</p>	3RT104	Side mountable. For 4-pole contactors. Distance 10mm.	3RA1942-2G	75.	20



ⓐA side-mount mechanical interlock creates a 10 mm distance between the contactors. A front-mount mechanical interlock creates a 0 mm distance between the contactors.



## SIRIUS 3R Mechanical Interlocks, Terminals, Baseplates

### Wiring Modules for Reversing Contactors

For Contactor Size	Description	Catalog No	Price \$	Packing Qty.
3RT101	Top (in-phase). Distance 0mm.	3RA1913-3D	15.	5
	Bottom (phase reversal). Distance 0mm.	3RA1913-3E	15.	5
3RT102	Top (in-phase). Distance 0–10mm.	3RA1923-3D	15.	5
	Bottom (phase reversal). Distance 0–10mm.	3RA1923-3E	15.	5
3RT103	Top (in-phase). Distance 10mm.	3RA1933-3D	30.	5
	Bottom (phase reversal). Distance 10mm.	3RA1933-3E	30.	5
3RT104	Top (in-phase). Distance 10mm.	3RA1943-3D	60.	5
	Bottom (phase reversal). Distance 10mm.	3RA1943-3E	60.	5

Illustration	For Contactor Sizes	Description	Catalog No	Price \$	Packaging Unit	
 <p>3RA1923-3B</p>  <p>3RT1946-4f</p>	<b>Repeat coil terminals for reversing contactors</b>					
	3RT103, 3RT104	Repeat coil terminals for terminals A1 and A2. 2 terminals for A1 and 1 terminal for A2 are required per combination. 1 set contains 10 A1 and 5 A2 terminals.	3RA1923-3B	75.	1 set	
	<b>Line-side terminal block for reversing and wye-delta contactor combinations</b>					
	3RT101	Line-side terminal block for the line contactor for tall conductor cross-sections, conductor cross-section: 6 mm <sup>2</sup> .	3RA1913-3K	22.	10	
	<b>Baseplates for wye-delta contactor combinations</b>					
	3RT103	Baseplate for assembling wye-delta combinations from contactors of equal or different sizes	3RA1932-2B	45.	1	
	3RT104		3RA1942-2B	59.	1	
<b>Control Power Take Off Terminals</b>						
	3RT104	For connecting auxiliary and control circuit to the main conductor terminal.	3RT1946-4F	15.	1	