







SIRIUS 3RU11 Bimetallic Class 10 Overload Relays with Cage Clamp

Description	Ordering Information
<p>Class 10, ambient compensated bimetallic overload relays with Cage Clamp terminals.</p> <p>These overload relays have Cage Clamps on the auxiliary contact terminals. Power terminals remain screw type (except for 3RU111 which has Cage Clamps on all terminals).</p>	<ul style="list-style-type: none"> ▶ Cage Clamp terminals ▶ 1 NO & 1 NC auxiliary contacts ▶ Manual/automatic RESET ▶ Trip indicator ▶ STOP button ▶ Test function ▶ Sealable cover ▶ Accessories see page 264. ▶ General Information see page 254. ▶ Technical Data see pages 352–355. ▶ Dimensions see page 378.

Illustration	For Contactor Type	Setting Range Amps	Cage Clamp Catalog No	Price \$	
 <p>3RU1116-1-C1</p>  <p>3RU1126-1-D0</p>  <p>3RU1136-4-D0</p>  <p>3RU1146-4-D0</p>	3RU111—For separate mounting with 3RT101 contactors				
	3RT1015, 3RT1016, 3RT1017	0.11–0.16 0.14–0.2 0.18–0.25 0.22–0.32 0.28–0.4 0.35–0.5 0.45–0.63 0.55–0.8 0.7–1.0 0.9–1.25 1.1–1.6 1.4–2 1.8–2.5 2.2–3.2 2.8–4 3.5–5 4.5–6.3 5.5–8 7–10 9–12	3RU1116-0AC1 3RU1116-0BC1 3RU1116-0CC1 3RU1116-0DC1 3RU1116-0EC1 3RU1116-0FC1 3RU1116-0GC1 3RU1116-0HC1 3RU1116-0JC1 3RU1116-0KC1 3RU1116-1AC1 3RU1116-1BC1 3RU1116-1CC1 3RU1116-1DC1 3RU1116-1EC1 3RU1116-1FC1 3RU1116-1GC1 3RU1116-1HC1 3RU1116-1JC1 3RU1116-1KC1	68. 68.	
	3RU112—For direct mounting with 3RT102 contactors^①				
	3RT1023, 3RT1024, 3RT1025, 3RT1026	1.8–2.5 2.2–3.2 2.8–4 3.5–5 4.5–6.3 5.5–8 7–10 9–12.5 11–16 14–20 17–22 20–25	3RU1126-1CD0 3RU1126-1DD0 3RU1126-1ED0 3RU1126-1FD0 3RU1126-1GD0 3RU1126-1HD0 3RU1126-1JD0 3RU1126-1KD0 3RU1126-4AD0 3RU1126-4BD0 3RU1126-4CD0 3RU1126-4DD0	63. 63. 63. 63. 63. 63. 63. 63. 63. 63. 63. 63.	
	3RU113—For direct mounting with 3RT103 contactors^①				
	3RT1033, 3RT1034, 3RT1035, 3RT1036	5.5–8 7–10 9–12.5 11–16 14–20 18–25 22–32 28–40 36–45 40–50	3RU1136-1HD0 3RU1136-1JD0 3RU1136-1KD0 3RU1136-4AD0 3RU1136-4BD0 3RU1136-4DD0 3RU1136-4ED0 3RU1136-4FD0 3RU1136-4GD0 3RU1136-4HD0	74. 74. 74. 74. 74. 74. 92. 92. 102. 102.	
	3RU114—For direct mounting with 3RT104 contactors^①				
	3RT1044, 3RT1045, 3RT1046	18–25 22–32 28–40 36–50 45–63 57–75 70–90 80–100	3RU1146-4DD0 3RU1146-4ED0 3RU1146-4FD0 3RU1146-4HD0 3RU1146-4JD0 3RU1146-4KD0 3RU1146-4LD0 3RU1146-4MD0	106. 106. 106. 116. 116. 126. 146. 184.	

^①For separate mounting, use 3RV19 separate mounting kits. See accessories, page 264.

4

IEC Control

256