

CABINET EXHAUST FAN PACKAGE OPTION



24" - 48"
WITH BOLT TOGETHER REAR GUARD



12" - 20" & 60"
WITH EXPANDED METAL REAR GUARD

CABINET EXHAUST FAN PACKAGE CONSISTS OF:
WALL COLLAR
AUTOMATIC SHUTTER
REAR BOX GUARD

- For IE, IED, EHB and EHD Models
- Wall collar OD is 1/4" larger than "B" dimension of fan
- Meets OSHA requirements

MODEL NO.	FAN SIZE	LIST PRICE
CEFP-12	12"	867
CEFP-16	16"	926
CEFP-18	18"	1045
CEFP-20	20"	1082
CEFP-24	24"	1385
CEFP-30	30"	1563
CEFP-36	36"	1943
CEFP-42	42"	2233
CEFP-48	48"	2664
CEFP-60	60"	4002

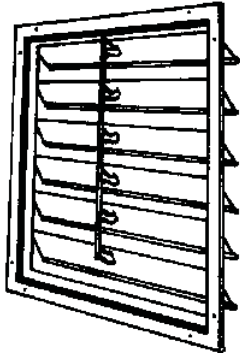
EXTERIOR WEATHER HOOD OPTION



For IE, IED, EHB and EHD Models
Galvanized housing with 1/2 - 16 expanded metal bird screen
Can be used for intake or exhaust
Meets OSHA requirements

MODEL NO.	FAN SIZE	LIST PRICE
WH-12	12"	869
WH-16	16"	908
WH-18	18"	927
WH-20	20"	942
WH-24	24"	1342
WH-30	30"	1396
WH-36	36"	1732
WH-42	42"	1801
WH-48	48"	2084
WH-60	60"	2786

HEAVY DUTY EXHAUST SHUTTER



FAN SIZE	MODEL NO.	ROUGH OPENING	OVERALL SIZE	Wt. (lbs.)	LIST PRICE
12"	CES 12	12" x 12"	14" x 15"	4	124
16"	CES 16	16" x 16"	19" x 19"	5	150
20"	CES 20	20" x 20"	23" x 23"	8	177
24"	CES 24	24" x 24"	27" x 27"	9	215
30"	CES 30	30" x 30"	33" x 33"	12	264
36"	CES 36	36" x 36"	39" x 39"	12	463
42"	CES 42	42" x 42"	45" x 45"	22	587
48"	CES 48	48" x 48"	51" x 51"	25	678
60"	CES 60	60" x 60"	63" x 63"	31	941

- Aluminum construction.
- Heavy duty blades.
- Weather stripping for tighter seal.

MOTOR KIT

- Used to open Shutter when shutter is used to provide make-up air (Shutter should be one size larger than exhaust fan size and should be located on opposite wall)
- Used for positive closure of exhaust shutter.
- 115V or 230V, 60 HZ, 1Ø.

MODEL NO.	DESCRIPTION	Wt. (lbs.)	LIST PRICE
MK-1	For shutter sizes 12" thru 30"	5	349
MK-2	For shutter sizes 36" thru 60"	8	463

MOTORIZED SUPPLY AIR INTAKE SHUTTER

- Inward opening blades for use with intake fans when shutter is located directly in air stream.
- Galvanized construction.
- 115V or 230V, 60 HZ, 1Ø.

FAN SIZE	MODEL NO.	ROUGH OPENING	OVERALL SIZE	Wt. (lbs.)	LIST PRICE
24"	CESM-24	24" x 24"	27" x 27"	15	894
30"	CESM-30	30" x 30"	33" x 33"	18	1044
36"	CESM-36	36" x 36"	39" x 39"	21	1141
42"	CESM-42	42" x 42"	45" x 45"	35	1863
48"	CESM-48	48" x 48"	51" x 51"	42	2633
60"	CESM-60	60" x 60"	63" x 63"	56	3106

FAN GUARDS



Bolt together wire guards
24" - 48"




Expanded metal guard
- 12" - 16" - 20" & 60"

REAR BOX GUARD

- For IE, IED, EHB and EHD Models
- 1/4" Smaller than "B" dimension of fan
- Meets OSHA requirements


MODEL NO.	FAN SIZE	LIST PRICE
IBG-24	24"	775
IBG-30	30"	816
IBG-36	36"	983
IBG-42	42"	1031
IBG-48	48"	1263
IBG-60	60"	1776



SPIRAL REAR GUARD

- For EHD Models Only.
- Fits between motor and blade.
- Rear guard installed at factory only.
- Meets OSHA requirements.

FAN SIZE	MODEL NO.	LIST PRICE
12"	SR-12	269
16"	SR-16	287
18"	SR-18	318
20"	SR-20	328
24"	SR-24	352



Spiral wire guards
12" - 48"



Expanded metal guard
- 60"

FRONT GUARD

- For EHB, EHD, IE & IED Models
- 1" Larger than blade size.
- Meets OSHA requirements.

FAN SIZE	MODEL NO.	LIST PRICE
12"	EMF-12	310
16"	EMF-16	322
20"	EMF-20	340
24"	EMF-24	358
30"	EMF-30	453
36"	EMF-36	560
42"	EMF-42	590
48"	EMF-48	644
60"	EMF-60	971